

Technical sheet :

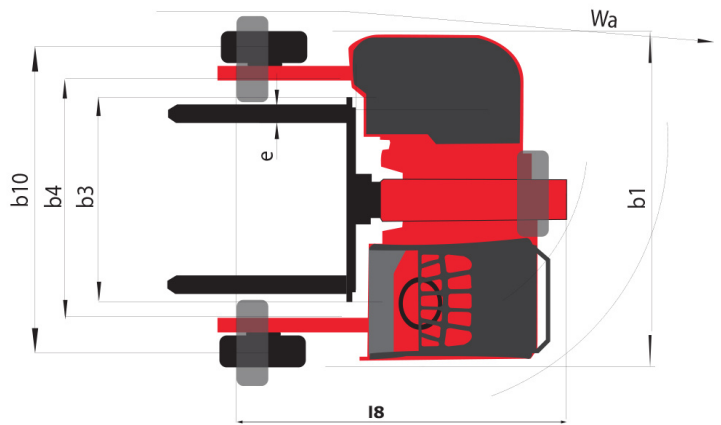
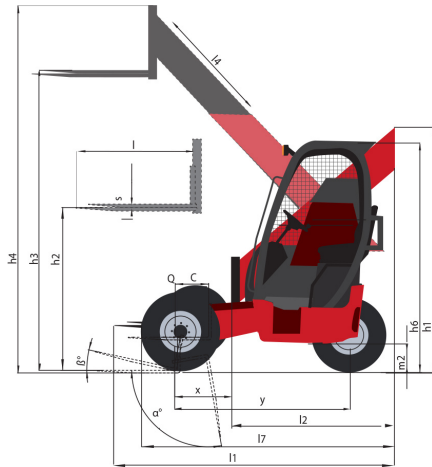
# **TMT 25S ST5**


---



	Technical characteristics		Metric
1.1	Manufacturer		MANITOU
1.2	Model Name		TMT 25S
1.3	Power source		Diesel
1.4	Operator type		Seated
1.5	Max. capacity	Q	2500 kg
1.6	Load centre of gravity	c	500 mm
1.8	Load distance, centre of drive axle to fork	x	-505 mm
1.9	Wheelbase	y	1651 mm
	<b>Weight</b>		
2.1	Service weight		2610 kg
2.2	Weight on front axle (laden) / rear axle (laden)		4280 kg / 830 kg
2.3	Weight on front axle (Unladen) / rear axle (Unladen)		910 kg / 1700 kg
	<b>Wheels</b>		
3.1	Tyres type		Pneumatic
3.2	Dimensions of front wheels		10x16,5
3.3	Dimensions of rear wheels		10x16,5
3.5	Number of front wheels / rear wheels		2 / 1
3.5.2	Drive wheels (front / rear)		2 / 1
3.6	Front wheel gauge	b10	2070 mm
	<b>Dimensions</b>		
4.2	Height telescopic boom lowered	h1	2285 mm
4.4	Max. lifting height	h3	3380 mm
4.3	Free lift	h2	1700 mm
4.5	Height telescopic boom extended	h4	3925 mm
4.7	Height of overhead guard (cabin)	h6	2200 mm
4.8	Seat height/stand height	h7	1220 mm
4.19	Overall length	l1	2790 mm
4.21	Overall width	b1	2348 mm
4.22	Forks section / width / length	s / e / l	40 mm x 125 mm / 1200 mm
4.23	Fork carriage ISO 2328 (class/form) A/B		FEM 2A
4.24	Fork carriage width	b3	1270 mm
4.26	Distance between wheel arms/loading surfaces	b4	1519 mm
4.32	Ground clearance at centre of wheelbase	m2	290 mm
4.37	Overall length (without forks)	l7	1590 mm
4.34	Aisle width for 800 x 1200 pallet lengthways	Ast	3968 mm
4.35	Turning radius	Wa	3072 mm
4.36	Internal turning radius (over tyres)	b13	159 mm
	<b>Performances</b>		
5.1	Travel speed (laden / unladen)		11 km/h / 11 km/h
5.2	Lifting speed (laden / unladen)		0.24 m/s / 0.25 m/s
5.3	Lowering speed (laden / unladen)		0.29 m/s / 0.31 m/s
5.10	Service brake		Hydraulic brakes by loss of pressure
5.9	Acceleration time (laden / unladen)		4.9 s / 3.8 s
	<b>Engine</b>		
7.1	Engine brand / norm		Kubota - Stage V
7.4	Number of cylinders / Capacity of cylinders		3 - 1826 cm³
7.3	Rated speed		2700 rpm
7.2	Engine power according to ISO 1585		37 kW
8.1	Type of drive control		Mechanical
7.5	Fuel consumption according to VDI cycle		5.6 l/h
	<b>Miscellaneous</b>		
8.2	Working hydraulic pressure for attachments		270 Bar
8.3	Oil flow rate for attachments		50 l/min
8.4	Measured/guaranteed mean noise level at the ear of the operator		104 dB(A)
8.4	Sound level at the driver's ear according to DIN 12 053		83 dB(A)

## Dimensional drawing





Siège Social  
430 rue de l'Aubinière - 44150 Ancenis Cedex - France  
Tel: +33(0)2 40 09 10 11 - Fax: +33 (0)2 40 09 10 97  
[www.manitou.com](http://www.manitou.com)



This brochure describes versions and configuration options for Manitou products which may be fitted with different equipment. The equipment described in this brochure may be standard, optional or not available depending on version. Manitou reserves the right to change the specifications shown and described at any time and without prior warning. The manufacturer is not liable for the specifications given. For more information, contact your Manitou dealer. Non-contractual document. Product descriptions may differ from actual products. List of specifications is not comprehensive. The logos and visual identity of the company are the property of Manitou and may not be used without authorisation. All rights reserved. The photos and diagrams contained in this brochure are provided for information only.

MANITOU BF SA - Limited company with board of directors - Share capital: 39,668,399 euros - 857 802 508  
RCS Nantes